

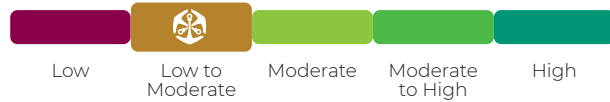


# INVEST WITH FAITH

## OLD MUTUAL ALBARAKA INCOME FUND

### FUND INFORMATION

#### RISK PROFILE



#### RECOMMENDED INVESTMENT TERM



#### BENCHMARK:

STeFI Composite Index

#### ASISA CATEGORY:

South African – Multi-Asset – Income

#### FUND MANAGER(S):

Maahir Jakoet & Fawaz Fakier  
(Old Mutual Investment Group)

#### LAUNCH DATE:

31/03/2020

#### SIZE OF FUND:

R1.7bn

#### DISTRIBUTIONS: (Quarterly)\*

Date	Dividend	Shari'ah Permissible Income	Total	Total %
30/09/2024	0.15c	3.35c	3.50c	1.65%
30/06/2024	0.10c	3.28c	3.38c	1.60%
31/03/2024	0.14c	3.20c	3.34c	1.58%
31/12/2023	0.12c	3.30c	3.42c	1.61%

\* Class A fund distributions

#### TAX REFERENCE NUMBER:

9188/842/24/0

CODES	JSE	ISIN
<b>Class A</b>	OMFA	ZAE000278172
<b>Class B1</b>	OMAB1	ZAE000278206

#### FUND OBJECTIVE

The fund aims to offer investors an ethical investment vehicle providing income and relative capital stability over time. Income will be provided to clients through investment in Shari'ah compliant short- and longer-term SA and global non-equity securities.

The Shari'ah Supervisory board oversees adherence to the applicable Shari'ah principles. This fund specifically adheres to the standards of the Accounting and Auditing Organisation for Islamic Financial Institutions (AAOIFI) as guided by the Shari'ah Supervisory Board.

#### WHO IS THIS FUND FOR?

This fund is for investors wanting capital stability from underlying Shari'ah investments, as well as income which will be provided to clients through Shari'ah compliant short-term and long-term local and offshore securities.

#### NON-PERMISSIBLE INCOME

Incidental income deemed to be non-permissible is paid to the charitable trust elected by the Shari'ah Supervisory Board in line with the principles of Shari'ah. Non-permissible income does not form part of the investor's income.

#### INVESTMENT MANDATE


The fund is a Shari'ah compliant multi-asset income fund that offers investors access to local and international asset classes including equity, liquid assets and non-equity securities, such as sukuku (Islamic bonds) and equity conduits. It may also invest in the portfolios of other unit trusts, both locally and those registered in countries with acceptable regulatory environments. This fund may have a maximum effective equity exposure (including international equity) of 10% and a maximum effective property exposure (including international property) of 25% of the market value of the portfolio. The fund will have a combined exposure minimum of 7.5% of net asset value to listed equity and listed property securities.

#### REGULATION 28 COMPLIANCE

The fund complies with retirement fund legislation. It is therefore suitable as a stand-alone fund in retirement products where Regulation 28 compliance is specifically required.

### CONTACT DETAILS

Funds are also available via Old Mutual Wealth and MAX Investments.

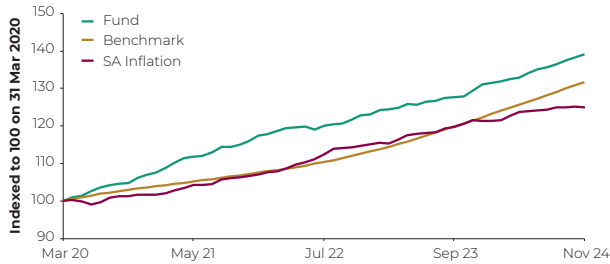




# INVEST WITH FAITH OLD MUTUAL ALBARAKA INCOME FUND

## FUND PERFORMANCE AS AT 30/11/2024

### PERFORMANCE SINCE INCEPTION



Past performance is no indication of future performance.

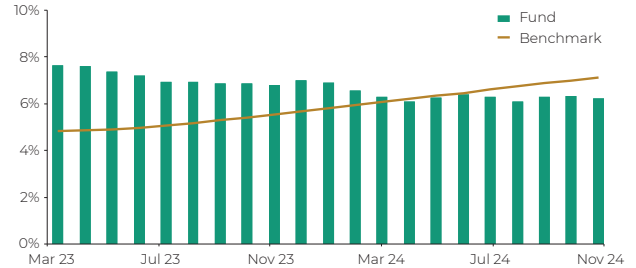
% Performance (Annualised)						
	1-Yr	3-Yr	5-Yr	7-Yr	10-Yr	Since Inception <sup>1</sup>
Fund (Class A)	7.4%	6.2%	-	-	-	7.3%
Fund (Class B1) <sup>2</sup>	7.5%	6.3%	-	-	-	7.4%
Benchmark	8.5%	7.1%	6.2%	6.5%	6.7%	6.1%

<sup>1</sup> Performance since inception of the fund.

<sup>2</sup> Class B1 is available through investment platforms such as Old Mutual Wealth.

Performance measurements over periods shorter than the recommended investment term may not be appropriate. Past performance is no indication of future performance. Fund returns are net of fees and measured against the benchmark.

### 3-YEAR ANNUALISED ROLLING RETURNS (FUND VS BENCHMARK)



Rolling 12-Month Return	Highest	Average	Lowest
Fund (Since Inception)	10.4%	7.1%	4.5%

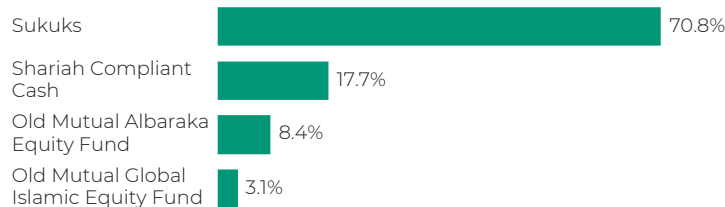
### Risk Statistics (Since Inception)

Maximum Drawdown	-0.7%
Months to Recover	2
% Positive Months	96.4%
Annual Standard Deviation	1.4%
Sharpe Ratio	0.87

Risk statistics are calculated based on monthly performance data from inception of the fund.

## FUND COMPOSITION

### ASSET & PERCENTAGE ALLOCATION



### PRINCIPAL HOLDINGS AS AT 30/09/2024

Holding	% of Fund
ABSA Ltd 9.9% 07/11/2024	2.5%
Standard Ltd 9.781% 02/04/2025	2.3%
FirstRand Ltd 9.7991671% 18/01/2027	2.1%
FirstRand Con 11.315047% 26/07/2027	2.1%
FirstRand Ltd 10.064305% 31/03/2027	2.1%
FirstRand 11.31505% 17/08/2027	2.1%
ABSA Ltd 11.33% 16/09/2027	2.1%
FirstRand Ltd 12.10353% 08/11/2027	2.1%
FirstRand Ltd 10.22244% 17/08/2026	2.1%
Investec Ltd 8.07% 24/07/2025	2.0%



# INVEST WITH FAITH

## OLD MUTUAL ALBARAKA INCOME FUND

### PORTFOLIO MANAGERS COMMENTARY AS AT 30/09/2024

OLD MUTUAL INVESTMENT GROUP



#### MAAHIR JAKOET

- BCom (Hons) UCT, MBA
- 13 years of investment experience



#### FAWAZ FAKIER

- CFA, FRM, BCom honours (Finance)
- 18 years of investment experience

South African assets continued their barnstorming run as the markets were hit by a continuous stream of good news. South African property led the way with an 18.7% return over the quarter, followed by South African bonds with 10.6% and South African equities delivering 9.6%.

Firstly, investors appreciated that the Government of National Unity remained stable and reached 100 days. This supported the rand, which appreciated by more than 5% to 17.2 against the US dollar, and over the last year it is one of the strongest currencies in the world. This meant that despite strong global asset returns they barely delivered a return in quarter three to South African investors. Over the quarter and the year South African equities outperformed global equities, and over the 12 months even matched the tech fuelled US market. An interesting development to watch is that in the last quarter technology was the worst performing global sector.

The second big positive driver was the Chinese authorities starting to stimulate aggressively in September. The extended pain of the property crash and severe deflationary pressure caused a flurry of activity. This resulted in a massive 24% gain in the Chinese equity market in September alone. The positive implications for South Africa

flowed through into mining shares, which local Shari'ah-compliant funds have a large absolute holding. Commodity prices picked up, especially the iron ore price, which if sustained will help our exports and tax receipts.

The other major event was the US Federal Reserve ringing the bell on the global rate cutting cycle, with a larger-than-expected 50 basis points (bps) cut was a major event during the quarter. This opened the door for the South African Reserve Bank to cut, albeit with a more miserly 25bps. We expect more cuts to come, which will help support consumer discretionary spending and an improvement in economic growth. The withdrawals from pension funds due to the Two-Pot System will also support end of year shopping. Another piece of good news has been the fall in the oil price, boosting our terms of trade, reducing inflation, and putting cash back into the pockets of consumers. However, there are clouds on the horizon though with a continued deterioration in the geo-political situation in the Middle East. We also face an uncertain US election, which in turn could have material geo-political consequences.

Against the backdrop mentioned above, the exposure to local equities and property together

with rolling Sukuk at higher rates were clear alpha drivers. Conversely, the exposure to global equity detracted from performance for the period over one year.

The fund's mandate allows for a maximum of 10% in equity, excluding property. Within equity, local equities remain the largest allocation, with a natural bias to small- and mid-caps, which should benefit from, rate cuts and improved growth. While equity is a small component, having a quality factor bias brings stability and can help the fund to extend gains above Sukuk returns over the long term. Within the allowable Shari'ah universe, there was no forced selling of shares that breached Shari'ah-compliant rules over the quarter ending September 2024.

The fund's asset allocation was roughly 2% in property, 3% in global equity, 7% in local equity, and the balance in Islamic fixed-income instruments (Sukuk). In the current rate-cutting environment, we have been buying longer-duration Sukuk and are constantly on the lookout for high-quality characteristics within our equity opportunity set. The fund provides an attractive yield to our investors with a duration of approximately two years.

Source: Old Mutual Investment Group as at 30/09/2024

### OTHER INVESTMENT CONSIDERATIONS

#### ONGOING

	Class A	Class B1
Annual service fees (excl. VAT)	0.60%	0.50%

Please note: Class B1 is available through investment platforms such as Old Mutual Wealth.

The fee is accrued daily and paid to the management company on a monthly basis. Other charges incurred by the fund, and deducted from its portfolio, are included in the TER. A portion of Old Mutual Unit Trusts' annual service fees may be paid to administration platforms.

Total Expenses (Incl. Annual Service Fee) (30/09/2024)	36 Months		12 Months	
	Class A	Class B1	Class A	Class B1
Total Expense Ratio (TER) Incl. VAT	0.70%	0.59%	0.71%	0.60%
Transaction Cost (TC)	0.01%	0.01%	-	-
Total Investment Charge	0.71%	0.60%	0.71%	0.60%

Please note: Class B1 is available through investment platforms such as Old Mutual Wealth.

TER is a historic measure of the impact the deduction of management and operating costs has on a fund's value. A higher TER does not necessarily imply a poor return, nor does a low TER imply a good return. The current TER, which includes the annual service fee, may not necessarily be an accurate indication of future TERs. Transaction Cost (TC) is a necessary cost in administering the fund and impacts fund returns. It should not be considered in isolation as returns may be impacted by many other factors over time including market returns, the type of fund, the investment decisions of the investment manager and the TER.



# INVEST WITH FAITH

## OLD MUTUAL ALBARAKA INCOME FUND

### MINIMUM INVESTMENTS

Monthly: R500  
Lump sum: R10 000  
Ad hoc: R500 (in addition to your monthly or lump sum investment)

\* These investment minimums are not limited to this fund. They can be apportioned across the funds you have selected in your investment contract.

### LOW BALANCE CHARGE

Effective from 31 March 2025, a Prescribed Minimum Balance of R10 000 per fund per investment contract will apply. Failure to maintain the Prescribed Minimum Balance in any such fund will result in a Low Balance Charge\* of R30 per month excluding VAT being incurred. However, if there is an existing monthly debit order of a minimum of R500 into each underlying fund within your investment contract, the Low Balance Charge will not apply. Please refer to the [link for a full disclosure](#) on how the Low Balance Charge will apply to your investments.

\* This charge will not apply if investing via investment platforms such as Old Mutual Wealth.

### INITIAL CHARGES (Incl. VAT):

Initial adviser fee will be between 0% and 3.45%.

### DISCLOSURES

**We aim to treat our clients fairly by giving you the information you need in as simple a way as possible, to enable you to make informed decisions about your investments.**

- We believe in the value of sound advice and so recommend that you consult a financial planner before buying or selling unit trusts. You may, however, buy and sell without the help of a financial planner. If you do use a planner, we remind you that they are entitled to certain negotiable planner fees or commissions.
- Investments in unit trusts should ideally be a medium- to long-term strategy that takes cognisance of the Recommended Investment Term of each individual fund as stipulated in its Minimum Disclosure Document. A fund's or an investment strategy's ability to provide benchmark performance, or to achieve its performance target over its Recommended Investment Term on a net of fee basis may be impacted by market illiquidity, differences in fund and market pricing points, concentration risk and other local (and where applicable global) events, such as market- and political developments, macro-economic factors and healthcare risks such as Covid-19, amongst others. Your fund value may therefore go up or down and the investment capital or return on your investment is not guaranteed. How a fund has performed in the past does not necessarily indicate how it will perform in the future.
- The fund fees and costs that we charge for managing your investment are disclosed in this Minimum Disclosure Document (MDD) and in the table of fees and charges, both of which are available on our public website or from our contact centre.
- Additional information of the proposed investment, including brochures, application forms and annual or quarterly reports, can be obtained, free of charge, from Old Mutual Unit Trust Managers (RF) (Pty) Ltd, from our public website at [www.oldmutualinvest.com](http://www.oldmutualinvest.com) or our contact centre on 0860 234 234.
- Our cut-off time for client instructions (e.g. buying and selling) is at 15:00 each working day for all our funds, except for our money market funds, where the cut-off is at 12:30.
- The valuation time is set at 15:00 each working day for all our funds, excluding our money market funds which is at 13:00, to determine the daily ruling price (other than at month-end when we value the Old Mutual Index Funds and Old Mutual Multi-Managers Fund of Funds range at 17:00 close). Daily prices are available on the public website and in the media.
- Unit trusts are traded at ruling prices, may borrow to fund client disinvestments and may engage in scrip lending. The daily ruling price is based on the current market value of the fund's assets plus income minus expenses (NAV of the portfolio) divided by the number of units on issue.
- Excessive daily withdrawals from the fund may place the fund under liquidity pressures. In such circumstances a process of ring-fencing of withdrawal instructions and/or managed payouts over time may be followed.
- This fund holds assets in foreign countries and therefore it may have risks regarding liquidity, the repatriation of funds, political and macroeconomic situations, foreign exchange, tax, settlement, and the availability of information.
- Income funds derive their income primarily from interest-bearing instruments as defined. The yield is a current yield and is calculated daily.
- The Net Asset Value to Net Asset Value figures are used for the performance calculations. The performance quoted is for a lump sum investment. The performance calculation includes income distributions prior to the deduction of taxes and distributions are reinvested on the ex-dividend date. Performances may differ as a result of actual initial fees, the actual investment date, the date of reinvestment and dividend withholding tax. Annualised returns are the weighted average compound growth rates over the performance period measured. Performances are in ZAR and as at 30 November 2024. Source: Morningstar.

Old Mutual Unit Trust Managers (RF) (Pty) Ltd, registration number 1965 008 47107, is a registered manager in terms of the Collective Investment Schemes Control Act 45 of 2002. Old Mutual is a member of the Association for Savings and Investment South Africa (ASISA). Old Mutual Unit Trust Managers has the right to close the portfolio to new investors in order to manage it more efficiently in accordance with its mandate.

Trustee: Standard Chartered Bank, PO Box 782080, Sandton 2146. Tel: +27 11 217 6600, Fax: +27 11 217 6642.

### CONTACT DETAILS

Funds are also available via Old Mutual Wealth and MAX Investments.

