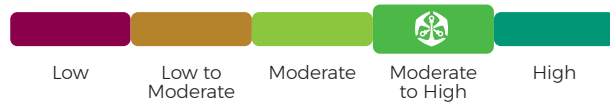




OLD MUTUAL GLOBAL ISLAMIC EQUITY FEEDER FUND

FUND INFORMATION

RISK PROFILE



The risk profile does not take the impact of exchange rate fluctuations into account.

RECOMMENDED INVESTMENT TERM



BENCHMARK:

S&P Developed Markets Large-Mid-Cap Shariah Index

ASISA CATEGORY:

Global - Equity - General

FUND MANAGER(S):

Maahir Jakoet & Fawaz Fakier
(Old Mutual Investment Group)

LAUNCH DATE:

31/08/2022

SIZE OF FUND:

R329m

DISTRIBUTIONS: (Annually)*

Date	Dividend	Interest	Total	Total %
31/12/2024	0.00c	0.00c	0.00c	0.00%

* Class A fund distributions

TAX REFERENCE NUMBER:

3731/194/18/3

CODES	JSE	ISIN
Class A	GLIEQA	ZAE000313318
Class B1	GLIQB1	ZAE000313326

FUND OBJECTIVE

The investment objective of the Old Mutual Global Islamic Equity Feeder Fund is to maximise total return for investors by primarily gaining exposure to the Old Mutual Global Islamic Equity Fund. This Fund offers investors exposure to a broad spectrum of Shari'ah compliant global equity securities. The Fund shall not make investments in companies that conduct its core business in Shari'ah prohibited activities. Such activities include (but may not be limited to) conducting business in relation to alcohol, entertainment (pornography, gambling, etc) non-halaal related products, weapons and companies whose source of income is generated by interest. The Portfolio adheres to the standards of the Accounting and Auditing Organisation for Islamic Financial Institutions (AAOIFI) as interpreted by the Shari'ah Supervisory Board.

WHO IS THIS FUND FOR?

This fund suits investors seeking long term capital growth in an ethical, diversified investment through exposure to Shariah compliant developed market equities. These investors can tolerate stock market and currency volatility.

INVESTMENT MANDATE

Apart from assets in liquid form and exchange rate swaps, the fund only holds participatory interests in the Old Mutual Global Islamic Equity Fund which primarily consists of securities approved by the Shariah Supervisory Board. Only derivatives structured in a shariah compliant manner may be used for efficient portfolio management purposes.

REGULATION 28 COMPLIANCE

The fund aims to offer exposure to a specific asset class. It holds a higher allocation to both international assets and equities than what is allowed in terms of Regulation 28 of the Pension Funds Act. This fund is therefore not Regulation 28 compliant.

CONTACT DETAILS

Funds are also available via Old Mutual Wealth.



0860 234 234



www.oldmutualinvest.com



unittrusts@oldmutual.com



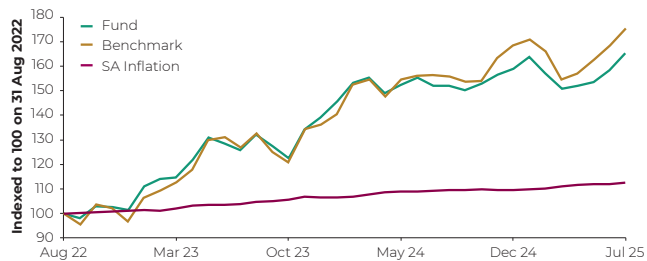
[Invest now](#)



OLD MUTUAL GLOBAL ISLAMIC EQUITY FEEDER FUND

FUND PERFORMANCE AS AT 31/07/2025

PERFORMANCE SINCE INCEPTION



Past performance is no indication of future performance.

Risk Statistics (Since Inception)

Maximum Drawdown	-7.9%
Months to Recover	5
% Positive Months	65.7%
Annual Standard Deviation	13.0%
Sharpe Ratio	0.86

Risk statistics are calculated based on monthly performance data from inception of the fund.

% Performance (Annualised)

	1-Yr	3-Yr	5-Yr	7-Yr	10-Yr	Since Inception ¹
Fund (Class A)	8.8%	-	-	-	-	18.8%
Fund (Class B1) ²	9.3%	-	-	-	-	19.3%
Benchmark	12.3%	19.4%	15.0%	18.9%	17.0%	21.2%

¹ Performance since inception of the fund.

² Class B1 is available through investment platforms such as Old Mutual Wealth.

Performance measurements over periods shorter than the recommended investment term may not be appropriate. Past performance is no indication of future performance. Fund returns are net of fees and measured against the benchmark.

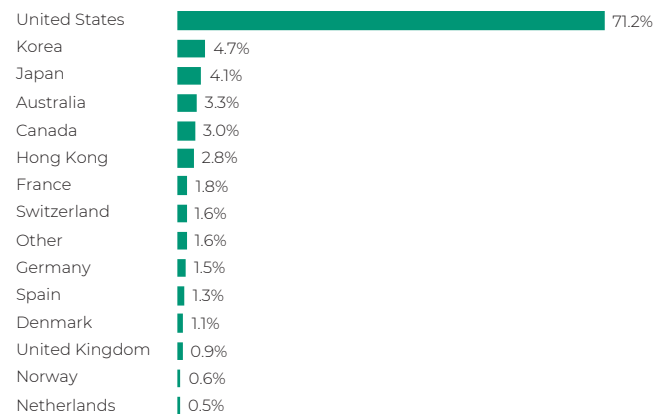
Rolling 12-Month Return	Highest	Average	Lowest
Fund (Since Inception)	37.2%	18.5%	-2.9%

FUND COMPOSITION

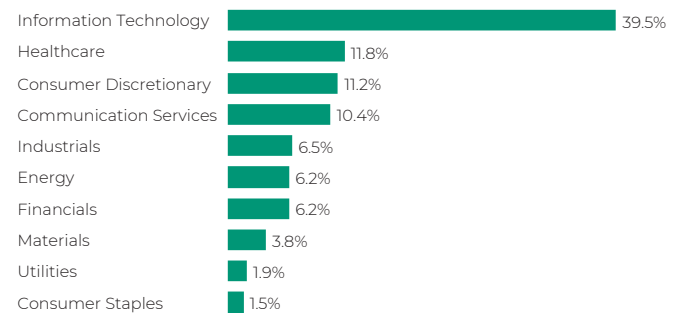
ASSET & PERCENTAGE ALLOCATION



COUNTRY ALLOCATION



SECTOR ALLOCATION



PRINCIPAL HOLDINGS AS AT 30/06/2025

Holding	% of Fund
Nvidia	6.4%
Meta Platforms	5.3%
Microsoft Corporation	4.9%
Alphabet	4.7%
Apple	4.0%
Applied Materials	2.9%
Visa	2.9%
Vtech Holdings	2.8%
Merck & Co	2.7%
Lilly (Eli) & Company	2.4%



OLD MUTUAL GLOBAL ISLAMIC EQUITY FEEDER FUND

PORTFOLIO MANAGERS COMMENTARY AS AT 30/06/2025

OLD MUTUAL INVESTMENT GROUP



MAAHIR JAKOET

- BCom (Hons), MBA
- 14 years of investment experience



FAWAZ FAKIER

- BCom Fin (Hons), CFA, FRM, CSAA
- 18 years of investment experience

The quarter started off with the shock of the Trump administration's "Liberation Day" announcement of tariffs on the trading partners of the US. However, markets were treated to a first-hand experience of Trump's escalate to de-escalate negotiation strategy as he eventually postponed most tariffs announced and started negotiations with individual countries.

This resulted in a very strong relief rally in most risk assets over the second quarter of 2025. In US dollar, global equities were up 11.5% (with the US, Emerging Markets, Japan and Europe all around this level). There were differences during the quarter though. The brief rally value strategies had, was unwound – the global value equity index was up 5.8% and the global growth equity index up 17.3% (with the Nasdaq doing slightly better than this). The laggards were China and the UK – both up around 2%.

A significant contributor to all of this was the weak US dollar. The US Dollar Index has had the worst first half of a year since 1973 – down 11%. With all the noise, global bond yields and spreads largely drifted sideways. The Bloomberg Global Aggregate Index delivered 4.5% in US dollar.

The top sector contributors to performance were the underweight in healthcare and consumer staples. The contributors to alpha within these sectors were overweight in United Health Group and underweight in Procter and Gamble respectively. In contrast, the underweight in information technology and energy detracted from performance, specifically within these sectors, the underweight to Microsoft and overweight to EOG Resources respectively.

The fund's objective is to invest in Shari'ah-compliant equities, which are approved by the Shari'ah board. The fund employs a systematic approach to investing and has a positive exposure to businesses with Quality, Value and Growth characteristics, and delivers returns by maintaining and capitalising on these risk premia over time.

As a result, the fund is underweight to the US, and underweight industrials and consumer staples. Contrastingly, it has an overweight exposure to financials and energy.

Globally, markets are witnessing a rise in global PMI to 51.7. However, the US PMI rose at a slower rate – moving from 48.5 to 49, still under the

recovery levels, and our inhouse Macroeconomic indicators hover within 'Reflation' territory post the recent PMI print. Therefore, we continue to remain cautious about US growth. Moreover, the US Services PMI remains elevated and has a strong correlation to rising inflation. If the US inflation ultimately picks up, while the Fed is turning more dovish, the US dollar is likely to keep weakening. We believe that the materials sector could benefit on weaker US dollar in the fund. Furthermore, tech fundamentals are staying strong, but artificial intelligence (AI) trade should be broadening.

Through a style lens, we have seen growth decay in the fund, interestingly, defensive growth outperforms in reflationary cycles. However, over the past 12 months PMIs have bounced back and forth in slowdown territory. This usually signals heightened volatility and uncertainty. Therefore, the fund's exposure to strong quality and value should hold up. The fund's dominant style exposure is to quality, which is more defensive and should hold up well in an environment of higher volatility and uncertainty.

Source: Old Mutual Investment Group as at 30/06/2025

OTHER INVESTMENT CONSIDERATIONS

ONGOING

	Class A	Class B1
Annual service fees (excl. VAT)	0.80%	0.45%

Please note: Class B1 is available through investment platforms such as Old Mutual Wealth.

The fee is accrued daily and paid to the management company on a monthly basis. Other charges incurred by the fund, and deducted from its portfolio, include audit, custodian and trustee charges and service fees of collective investment schemes in which the fund holds interests. These are included in the TER.

Total Expenses (Incl. Annual Service Fee) (31/03/2025)	36 Months		12 Months	
	Class A	Class B1	Class A	Class B1
Total Expense Ratio (TER) Incl. VAT	1.86%	1.47%	1.78%	1.37%
Transaction Cost (TC)	0.13%	0.13%	0.13%	0.13%
Total Investment Charge	1.99%	1.60%	1.91%	1.50%

Please note: Class B1 is available through investment platforms such as Old Mutual Wealth.

TER is a historic measure of the impact the deduction of management and operating costs has on a fund's value. A higher TER does not necessarily imply a poor return, nor does a low TER imply a good return. The current TER, which includes the annual service fee, may not necessarily be an accurate indication of future TERs. Transaction Cost (TC) is a necessary cost in administering the fund and impacts fund returns. It should not be considered in isolation as returns may be impacted by many other factors over time including market returns, the type of fund, the investment decisions of the investment manager and the TER.



OLD MUTUAL GLOBAL ISLAMIC EQUITY FEEDER FUND

MINIMUM INVESTMENTS

Monthly: R500
Lump sum: R10 000
Ad hoc: R500 (in addition to your monthly or lump sum investment)

LOW BALANCE CHARGE

Effective from 31 March 2025, a Prescribed Minimum Balance of R10 000 per fund per investment contract will apply. Failure to maintain the Prescribed Minimum Balance in any such fund will result in a Low Balance Charge* of R30 per month excluding VAT being incurred. However, if there is an existing monthly debit order of a minimum of R500 into each underlying fund within your investment contract, the Low Balance Charge will not apply. Please refer to the [link for a full disclosure](#) on how the Low Balance Charge will apply to your investments.

* This charge will not apply if investing via investment platforms such as Old Mutual Wealth.

INITIAL CHARGES (Excl. VAT):

Initial adviser fee will be between 0% and 3.00%.

DISCLOSURES

We aim to treat our clients fairly by giving you the information you need in as simple a way as possible, to enable you to make informed decisions about your investments.


- We believe in the value of sound advice and so recommend that you consult a financial planner before buying or selling unit trusts. You may, however, buy and sell without the help of a financial planner. If you do use a planner, we remind you that they are entitled to certain negotiable planner fees or commissions.
- Investments in unit trusts should ideally be a medium- to long-term strategy that takes cognisance of the Recommended Investment Term of each individual fund as stipulated in its Minimum Disclosure Document. A fund's or an investment strategy's ability to provide benchmark performance, or to achieve its performance target over its Recommended Investment Term on a net of fee basis may be impacted by market illiquidity, differences in fund and market pricing points, concentration risk and other local (and where applicable global) events, such as market- and political developments, macro-economic factors and healthcare risks such as Covid-19, amongst others. Your fund value may therefore go up or down and the investment capital or return on your investment is not guaranteed. How a fund has performed in the past does not necessarily indicate how it will perform in the future.
- The fund fees and costs that we charge for managing your investment are disclosed in this Minimum Disclosure Document (MDD) and in the table of fees and charges, both of which are available on our public website or from our contact centre.
- Additional information of the proposed investment, including brochures, application forms and annual or quarterly reports, can be obtained, free of charge, from Old Mutual Unit Trust Managers (RF) (Pty) Ltd, from our public website at www.oldmutualinvest.com or our contact centre on 0860 234 234.
- Our cut-off time for client instructions (e.g. buying and selling) is at 15:00 each working day for all our funds, except for our money market funds, where the cut-off is at 12:30.
- The valuation time is set at 15:00 each working day for all our funds, excluding our money market funds which is at 13:00, to determine the daily ruling price (other than at month-end when we value the Old Mutual Index Funds and Multi-Managed Fund of Funds range at 17:00 close). Daily prices are available on the public website and in the media.
- Unit trusts are traded at ruling prices, may borrow to fund client disinvestments and may engage in scrip lending. The daily ruling price is based on the current market value of the fund's assets plus income minus expenses (NAV of the portfolio) divided by the number of units on issue.
- Excessive daily withdrawals from the fund may place the fund under liquidity pressures. In such circumstances a process of ring-fencing of withdrawal instructions and/or managed payouts over time may be followed.
- This fund holds assets in foreign countries and therefore it may have risks regarding liquidity, the repatriation of funds, political and macroeconomic situations, foreign exchange, tax, settlement, and the availability of information.
- A feeder fund is a portfolio that invests in a single fund which levies its own charges. This could result in a higher fee structure for the feeder fund.
- The Net Asset Value to Net Asset Value figures are used for the performance calculations. The performance quoted is for a lump sum investment. The performance calculation includes income distributions prior to the deduction of taxes and distributions are reinvested on the ex-dividend date. Performances may differ as a result of actual initial fees, the actual investment date, the date of reinvestment and dividend withholding tax. Annualised returns are the weighted average compound growth rates over the performance period measured. Performances are in ZAR and as at 31 July 2025. Sources: Morningstar and Old Mutual Investment Group (FSP no. 604).

Old Mutual Unit Trust Managers (RF) (Pty) Ltd, registration number 1965 008 47107, is a registered manager in terms of the Collective Investment Schemes Control Act 45 of 2002. Old Mutual is a member of the Association for Savings and Investment South Africa (ASISA). Old Mutual Unit Trust Managers has the right to close the portfolio to new investors in order to manage it more efficiently in accordance with its mandate.

Trustee: Standard Chartered Bank, PO Box 782080, Sandton 2146. Tel: +27 11 217 6600, Fax: +27 11 217 6642.

CONTACT DETAILS

Funds are also available via Old Mutual Wealth.



0860 234 234



www.oldmutualinvest.com



unittrusts@oldmutual.com



[Invest now](#)